

Scaled data based on original data using  
LM-79-08 Approved Method: Electrical and Photometric Measurements of Solid-  
State Lighting Products

Test Report Prepared for  
Cooper Lighting Solutions  
(formerly Eaton)

Brand: McGRAW-EDISON

Report Number: P227314

Luminaire Tested: **ISW-AF-600-LED-E1-SLR-7030**

Issue Date: 3/3/2020

**Test Information**

Test Method: LM-79-08  
Report Number: P227314  
TEST IS SCALED FROM IESNA LM-79-08 TEST DATA (P35948)  
Test Lab: INNOVATION CENTER-P3  
Issue Date: 3/3/2020  
Manufacturer: COOPER LIGHTING SOLUTIONS (FORMERLY EATON)  
Product Line: MCGRAW-EDISON  
Catalog Number: ISW-AF-600-LED-E1-SLR-7030  
Description: IMPACT ELITE LED WEDGE LUMINAIRE  
LIGHT SQUARE WITH ACCULED OPTICS-90° SPILL LIGHT ELIMINATOR RIGHT  
Light Source: (16) 3000K CCT, 70 CRI LEDs  
Ballast/Driver: ELECTRONIC DRIVER

**Summary**

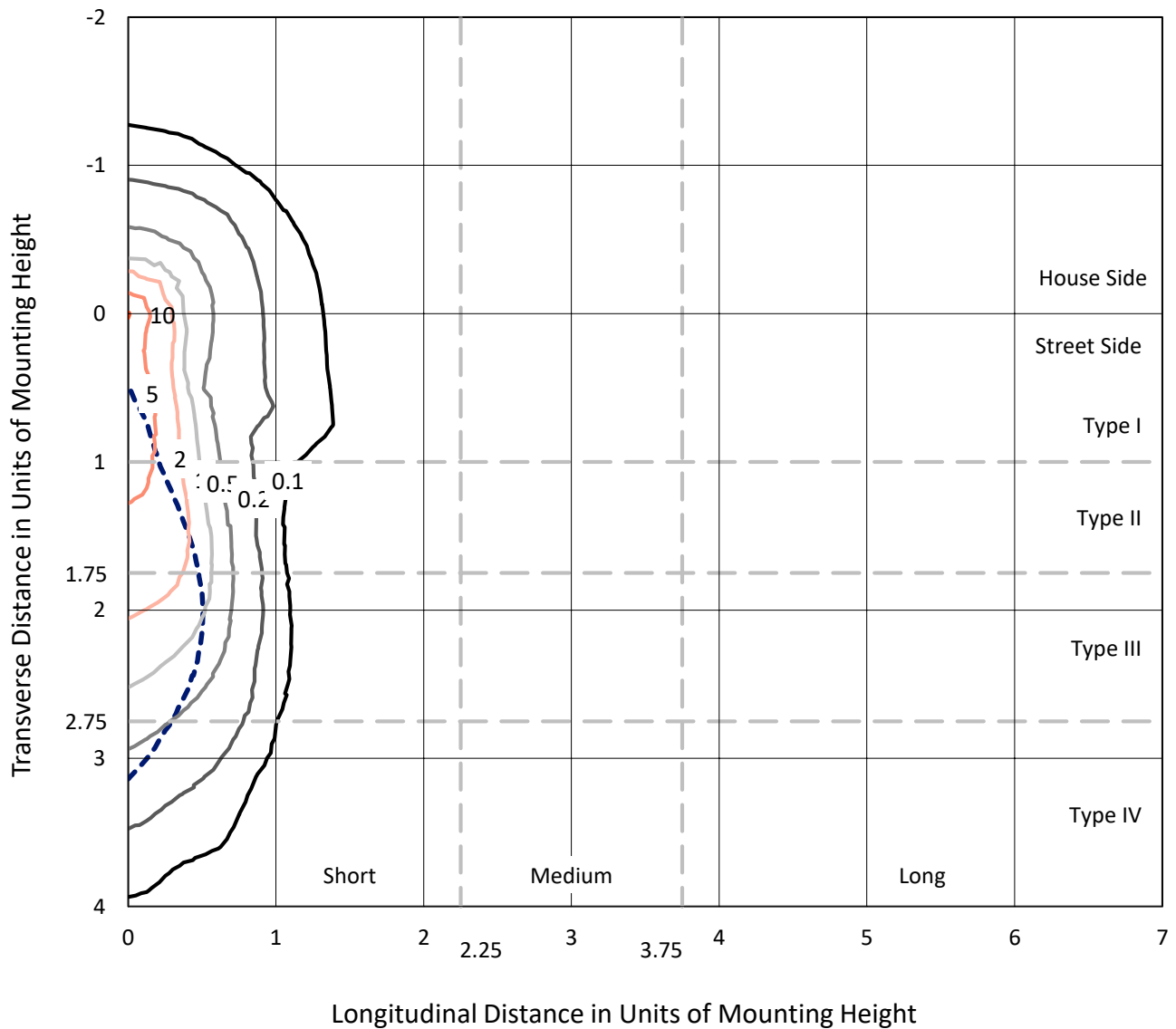
Lumens per Lamp: N/A  
Luminaire Lumens: 3123.9 lumens  
Efficiency: N/A  
Efficacy: 92.7 lumens/watt  
Luminous Opening: Rectangular (W 0.5' x L: 0.5' x H: 0')  
IES Classification: Type IV - Short - Non-Cutoff  
BUG Rating: B1 - U1 - G2  
  
Input Watts (W): 33.7  
Input Voltage (V): 120  
Input Current (Ain): NR  
Voltage Rise (V): NR  
Power Factor: NR  
Total Harmonic Distortion (THDi): NR  
Frequency (hertz): 60  
Stabilization Time: NR  
Operation Time: NR  
Ambient Temperature (°C): NR  
Test Distance: 25 FT



REPORT NUMBER: P227314  
 CATALOG NUMBER: ISW-AF-600-LED-E1-SLR-7030

### Iso-Footcandle Lines of Horizontal Illumination

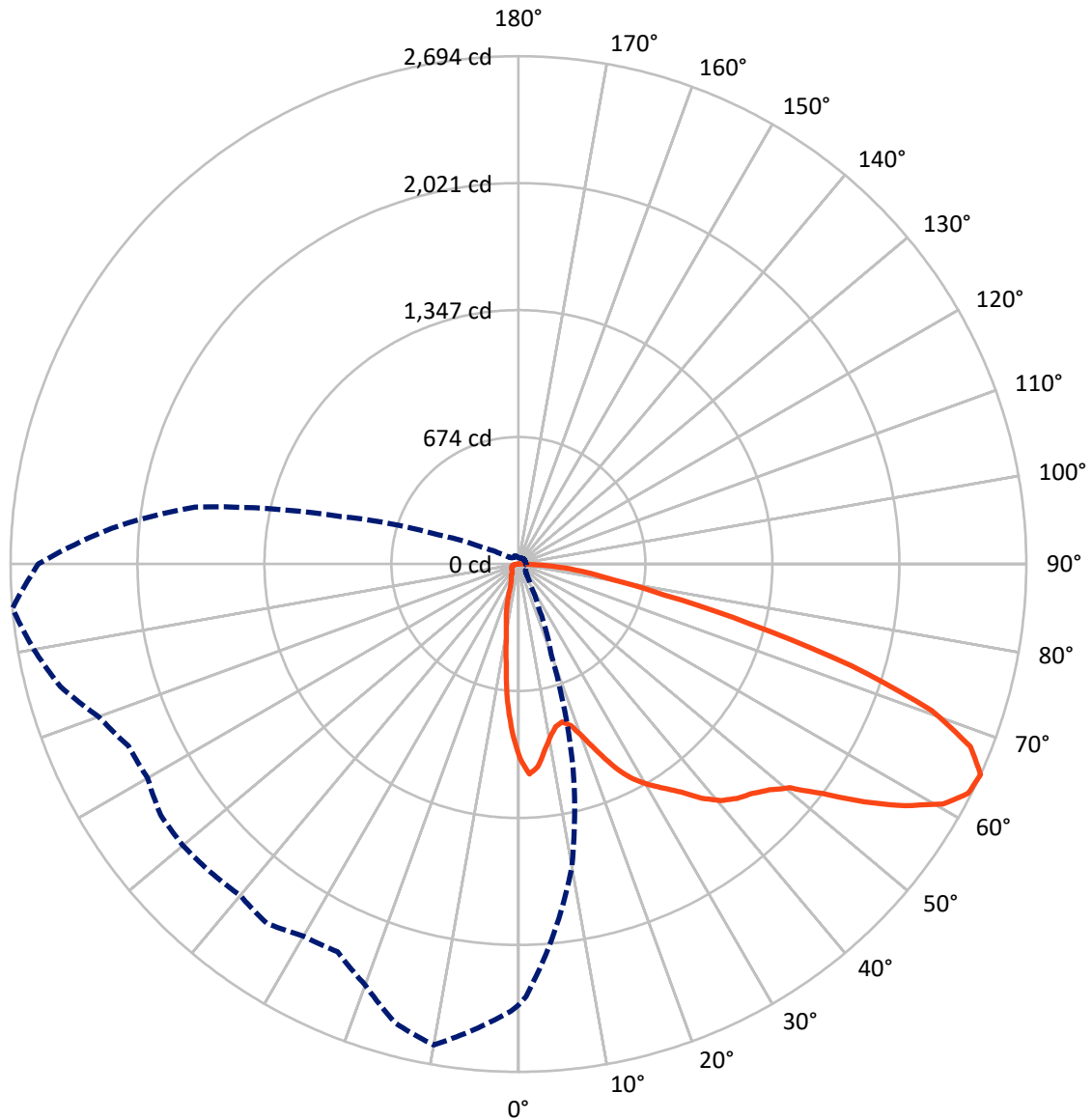
× Max cd  
 - - - 1/2 Max cd



Based on 10 foot mounting height. Maximum calculated value = 10.3 fc  
 Type IV - Short - Non-Cutoff

REPORT NUMBER: P227314  
CATALOG NUMBER: ISW-AF-600-LED-E1-SLR-7030

### Luminous Intensity Polar Plot



— Vertical Plane Through 275-Deg Lateral      - - - Horizontal Cone Through 65-Deg Vertical

REPORT NUMBER: P227314

CATALOG NUMBER: ISW-AF-600-LED-E1-SLR-7030

**FLUX DISTRIBUTION:**

		Downward	Upward	Total
<b>House Side</b>	Lumens	535.8	0.0	535.9
	% Fixture	17.2	0.0	17.2
<b>Street Side</b>	Lumens	2587.9	0.1	2588.0
	% Fixture	82.8	0.0	82.8
<b>Total</b>	Lumens	3123.7	0.1	3123.9
	% Fixture	100.0	0.0	100.0

**Coefficient of Utilization**

**ZONAL LUMENS:**

Zone	Lumens	% Fixture
0°-10°	76.5	2.4
10°-20°	147.1	4.7
20°-30°	209.8	6.7
30°-40°	304.3	9.7
40°-50°	435.3	13.9
50°-60°	668.4	21.4
60°-70°	773.7	24.8
70°-80°	394.7	12.6
80°-90°	113.9	3.6
90°-100°	0.1	0.0
100°-110°	0.0	0.0
110°-120°	0.0	0.0
120°-130°	0.0	0.0
130°-140°	0.0	0.0
140°-150°	0.0	0.0
150°-160°	0.0	0.0
160°-170°	0.0	0.0
170°-180°	0.0	0.0
0°-90°	3123.7	100.0
0°-180°	3123.9	100.0



REPORT NUMBER: P227314

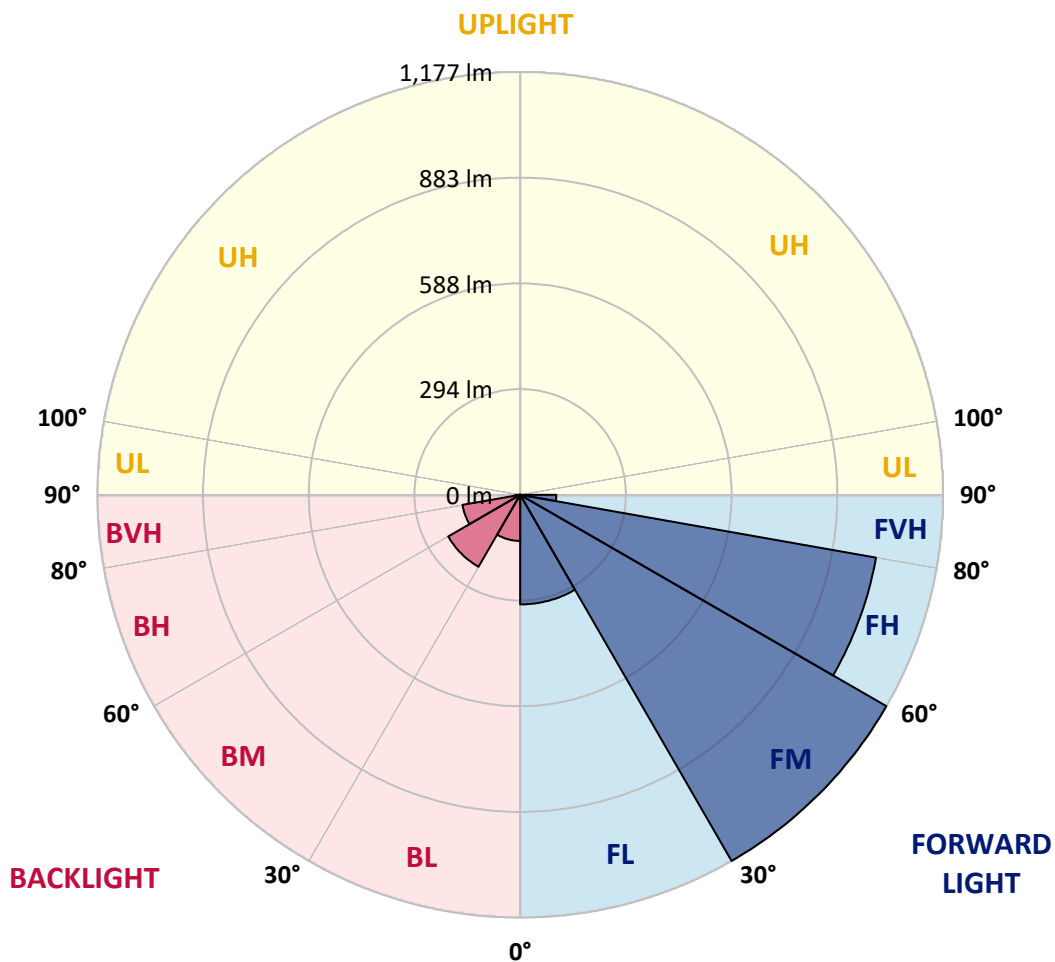
CATALOG NUMBER: ISW-AF-600-LED-E1-SLR-7030

**LUMINAIRE CLASSIFICATION SYSTEM LUMEN TABLE AND BUG RATING:**

Zone		Lumens	% Fixture	Zone Rating/Lumen Limit		
				B	U	G
FL	(0°-30°)	305.1	9.8			
FM	(30°-60°)	1176.7	37.7			
FH	(60°-80°)	1005.4	32.2			G1/1800
FVH	(80°-90°)	100.7	3.2			G2/225
BL	(0°-30°)	128.3	4.1	B1/500		
BM	(30°-60°)	231.4	7.4	B1/1000		
BH	(60°-80°)	163.0	5.2	B1/500		G1/500
BVH	(80°-90°)	13.2	0.4			G1/100
UL	(90°-100°)	0.1	0.0		U1/10	
UH	(100°-180°)	0.0	0.0		U1/10	

**BUG Rating: B1-U1-G2**

Type IV Short





REPORT NUMBER: P227314

CATALOG NUMBER: ISW-AF-600-LED-E1-SLR-7030

**CANDELA DISTRIBUTION (FULL):**

	0°	1°	5°	10°	15°	20°	25°	30°	35°	40°	45°
0°	1032.0	1032.0	1032.0	1032.0	1032.0	1032.0	1032.0	1032.0	1032.0	1032.0	1032.0
2.5°	1068.3	1062.0	1054.1	1040.4	1028.3	1011.0	1006.8	985.2	971.5	974.7	950.0
5°	1003.1	999.4	980.0	949.5	929.5	890.1	867.4	855.9	823.3	819.1	810.1
7.5°	911.6	900.6	869.0	831.2	797.0	768.1	731.8	703.9	679.2	664.0	637.2
10°	833.3	821.7	787.5	741.3	700.3	659.8	630.3	594.1	558.8	531.5	510.0
12.5°	795.4	782.8	742.9	689.2	643.5	593.0	551.5	515.7	496.3	482.6	464.7
15°	810.1	791.7	743.9	679.8	623.0	569.4	525.2	486.8	463.7	442.7	421.6
17.5°	869.6	846.9	792.3	715.0	636.1	566.7	503.6	460.0	423.2	391.7	363.3
20°	971.5	954.7	875.3	767.0	664.5	568.3	485.2	427.9	383.3	343.3	305.4
22.5°	1090.9	1065.6	987.8	837.5	700.8	577.8	473.7	401.1	348.0	294.4	253.4
25°	1216.0	1196.6	1093.5	932.1	756.5	597.2	464.7	377.5	306.5	247.1	201.9
27.5°	1316.9	1299.6	1197.6	1023.1	807.5	614.0	451.6	354.9	273.4	201.9	151.9
30°	1399.5	1384.8	1278.0	1097.7	869.6	619.8	433.2	328.6	236.6	163.0	125.6
32.5°	1492.0	1475.7	1355.3	1149.8	897.4	614.6	412.2	303.9	207.1	144.0	107.8
35°	1593.5	1574.6	1441.5	1206.0	920.5	596.2	394.3	286.0	192.9	130.9	95.7
37.5°	1683.9	1671.8	1519.4	1261.7	946.8	565.7	376.9	266.5	183.5	121.4	86.2
40°	1754.4	1751.2	1605.6	1308.0	967.3	543.6	362.8	251.3	171.4	117.8	83.1
42.5°	1811.1	1810.1	1676.0	1349.5	972.6	524.1	351.7	237.6	160.3	108.8	84.6
45°	1865.8	1865.3	1744.4	1407.4	976.3	525.2	343.3	229.2	150.9	103.0	79.9
47.5°	1917.9	1925.7	1815.9	1487.8	1015.2	543.1	340.1	221.3	143.5	96.7	75.7
50°	2005.1	1997.2	1928.9	1596.6	1077.7	577.8	334.9	214.5	136.7	91.0	71.5
52.5°	2170.7	2161.8	2100.8	1742.3	1146.1	613.5	328.1	205.0	128.8	84.6	66.8
55°	2373.1	2385.2	2300.6	1919.4	1239.1	643.5	320.7	192.4	118.3	77.3	63.6
57.5°	2491.9	2482.0	2385.2	2021.4	1296.4	658.7	316.0	177.7	102.0	71.0	60.5
59°	2519.8	2503.0	2371.0	2038.8	1311.7	651.4	313.3	163.5	93.6	67.8	58.9
60°	2517.2	2496.7	2348.4	2027.7	1315.9	642.4	309.1	155.1	88.8	66.2	58.4
62.5°	2463.0	2431.0	2220.1	1894.2	1257.0	597.8	291.8	135.1	82.5	64.1	55.2
65°	2340.0	2294.8	2004.6	1633.4	1121.9	508.9	252.3	127.8	84.1	63.1	53.1
67.5°	2127.6	2091.3	1727.5	1351.6	894.3	411.1	218.2	124.6	86.2	64.1	49.9
70°	1730.7	1699.7	1348.0	1012.0	669.8	327.0	198.2	123.0	84.6	61.5	47.3
72.5°	1220.7	1167.1	895.8	708.7	424.8	262.9	171.9	116.2	82.5	59.4	43.1
75°	742.9	752.8	569.4	516.3	268.1	180.3	135.1	97.8	73.1	53.1	38.9
77.5°	490.0	489.5	420.1	364.3	136.2	112.0	95.7	75.2	57.3	43.6	33.6
80°	332.3	335.9	304.9	248.7	75.7	67.3	62.6	54.7	42.1	33.1	27.9
82.5°	204.5	205.0	236.1	186.1	50.5	42.6	40.0	36.8	30.0	25.8	21.6
85°	71.0	72.6	82.5	131.4	34.2	27.9	27.9	25.8	22.6	17.3	14.2
87.5°	30.5	30.0	35.7	35.7	16.8	14.2	13.1	13.1	12.6	9.5	7.9
90°	2.1	1.6	1.6	2.1	2.6	3.7	3.2	3.7	3.7	3.2	2.1
92.5°	0.0	0.0	0.0	0.0	0.0	0.0	0.0	0.0	0.0	0.0	0.0
95°	0.0	0.0	0.0	0.0	0.0	0.0	0.0	0.0	0.0	0.0	0.0
97.5°	0.0	0.0	0.0	0.0	0.0	0.0	0.0	0.0	0.0	0.0	0.0
100°	0.0	0.0	0.0	0.0	0.0	0.0	0.0	0.0	0.0	0.0	0.0
102.5°	0.0	0.0	0.0	0.0	0.0	0.0	0.0	0.0	0.0	0.0	0.0
105°	0.0	0.0	0.0	0.0	0.0	0.0	0.0	0.0	0.0	0.0	0.0
107.5°	0.0	0.0	0.0	0.0	0.0	0.0	0.0	0.0	0.0	0.0	0.0



REPORT NUMBER: P227314

CATALOG NUMBER: ISW-AF-600-LED-E1-SLR-7030

**CANDELA DISTRIBUTION (continued):**

	0°	1°	5°	10°	15°	20°	25°	30°	35°	40°	45°
110°	0.0	0.0	0.0	0.0	0.0	0.0	0.0	0.0	0.0	0.0	0.0
112.5°	0.0	0.0	0.0	0.0	0.0	0.0	0.0	0.0	0.0	0.0	0.0
115°	0.0	0.0	0.0	0.0	0.0	0.0	0.0	0.0	0.0	0.0	0.0
117.5°	0.0	0.0	0.0	0.0	0.0	0.0	0.0	0.0	0.0	0.0	0.0
120°	0.0	0.0	0.0	0.0	0.0	0.0	0.0	0.0	0.0	0.0	0.0
122.5°	0.0	0.0	0.0	0.0	0.0	0.0	0.0	0.0	0.0	0.0	0.0
125°	0.0	0.0	0.0	0.0	0.0	0.0	0.0	0.0	0.0	0.0	0.0
127.5°	0.0	0.0	0.0	0.0	0.0	0.0	0.0	0.0	0.0	0.0	0.0
130°	0.0	0.0	0.0	0.0	0.0	0.0	0.0	0.0	0.0	0.0	0.0
132.5°	0.0	0.0	0.0	0.0	0.0	0.0	0.0	0.0	0.0	0.0	0.0
135°	0.0	0.0	0.0	0.0	0.0	0.0	0.0	0.0	0.0	0.0	0.0
137.5°	0.0	0.0	0.0	0.0	0.0	0.0	0.0	0.0	0.0	0.0	0.0
140°	0.0	0.0	0.0	0.0	0.0	0.0	0.0	0.0	0.0	0.0	0.0
142.5°	0.0	0.0	0.0	0.0	0.0	0.0	0.0	0.0	0.0	0.0	0.0
145°	0.0	0.0	0.0	0.0	0.0	0.0	0.0	0.0	0.0	0.0	0.0
147.5°	0.0	0.0	0.0	0.0	0.0	0.0	0.0	0.0	0.0	0.0	0.0
150°	0.0	0.0	0.0	0.0	0.0	0.0	0.0	0.0	0.0	0.0	0.0
152.5°	0.0	0.0	0.0	0.0	0.0	0.0	0.0	0.0	0.0	0.0	0.0
155°	0.0	0.0	0.0	0.0	0.0	0.0	0.0	0.0	0.0	0.0	0.0
157.5°	0.0	0.0	0.0	0.0	0.0	0.0	0.0	0.0	0.0	0.0	0.0
160°	0.0	0.0	0.0	0.0	0.0	0.0	0.0	0.0	0.0	0.0	0.0
162.5°	0.0	0.0	0.0	0.0	0.0	0.0	0.0	0.0	0.0	0.0	0.0
165°	0.0	0.0	0.0	0.0	0.0	0.0	0.0	0.0	0.0	0.0	0.0
167.5°	0.0	0.0	0.0	0.0	0.0	0.0	0.0	0.0	0.0	0.0	0.0
170°	0.0	0.0	0.0	0.0	0.0	0.0	0.0	0.0	0.0	0.0	0.0
172.5°	0.0	0.0	0.0	0.0	0.0	0.0	0.0	0.0	0.0	0.0	0.0
175°	0.0	0.0	0.0	0.0	0.0	0.0	0.0	0.0	0.0	0.0	0.0
177.5°	0.0	0.0	0.0	0.0	0.0	0.0	0.0	0.0	0.0	0.0	0.0
180°	0.0	0.0	0.0	0.0	0.0	0.0	0.0	0.0	0.0	0.0	0.0





REPORT NUMBER: P227314

CATALOG NUMBER: ISW-AF-600-LED-E1-SLR-7030

**CANDELA DISTRIBUTION (continued):**

	50°	55°	60°	65°	70°	75°	80°	85°	90°	95°	100°
0°	1032.0	1032.0	1032.0	1032.0	1032.0	1032.0	1032.0	1032.0	1032.0	1032.0	1032.0
2.5°	942.6	936.8	920.5	916.3	921.6	911.1	908.5	905.8	886.4	896.4	884.8
5°	788.1	786.5	753.4	760.2	753.4	741.8	737.1	748.1	728.7	732.9	735.5
7.5°	605.6	599.3	577.2	562.5	553.6	545.7	535.7	519.4	532.0	529.4	549.4
10°	491.6	477.9	464.2	443.7	432.1	421.1	409.5	403.2	388.5	386.9	380.1
12.5°	450.5	431.1	413.7	395.9	383.8	361.7	343.3	331.7	322.3	307.6	296.5
15°	395.9	379.6	357.0	339.6	320.7	300.7	282.8	268.1	261.3	247.6	241.3
17.5°	340.7	316.0	288.6	271.3	245.0	224.5	209.8	200.3	190.3	181.9	174.5
20°	274.4	242.4	212.9	190.8	170.3	150.4	143.5	132.0	127.8	124.6	127.2
22.5°	208.7	175.6	145.1	128.3	117.2	112.0	106.2	104.1	102.5	102.0	103.0
25°	153.0	125.1	110.4	104.1	99.9	96.7	94.6	93.1	92.0	91.5	92.0
27.5°	118.3	103.6	96.2	92.0	88.8	86.7	85.7	84.1	83.6	83.1	83.6
30°	102.5	94.6	89.4	85.2	81.5	77.8	76.2	75.7	76.2	76.8	76.2
32.5°	89.4	83.6	77.8	74.1	71.5	69.4	69.4	68.3	68.3	69.9	70.4
35°	81.0	75.2	71.0	66.2	63.1	61.0	59.4	58.4	58.9	58.9	60.5
37.5°	74.1	69.9	66.2	62.0	58.9	56.8	55.7	54.7	54.1	53.6	53.6
40°	69.4	66.8	63.6	59.4	56.3	54.1	53.1	52.0	51.5	51.0	51.0
42.5°	69.4	64.1	62.0	58.4	54.7	52.6	51.0	49.9	48.9	48.9	48.9
45°	76.2	65.7	62.0	57.8	54.1	51.5	49.9	48.4	47.3	47.3	46.8
47.5°	74.1	73.6	63.1	57.8	54.7	51.5	49.4	47.8	46.8	46.3	45.7
50°	70.4	76.8	70.4	59.4	54.7	51.0	48.9	47.3	45.7	45.2	45.2
52.5°	68.3	71.5	73.1	61.5	55.2	51.0	48.4	46.8	45.7	44.7	44.2
55°	63.1	67.3	69.9	60.5	55.2	49.9	47.3	45.7	44.2	43.6	43.1
57.5°	57.8	61.0	67.3	60.5	53.6	49.4	46.3	44.2	43.1	42.6	42.1
59°	56.3	56.3	59.9	62.0	52.6	48.9	45.7	43.6	42.6	42.1	41.0
60°	54.7	54.7	56.8	63.6	52.0	48.4	45.2	43.1	41.5	41.5	41.0
62.5°	52.6	51.0	52.0	59.4	50.5	47.3	44.2	42.1	40.5	40.5	40.0
65°	49.9	47.8	47.8	49.4	47.3	45.2	43.1	41.0	38.9	38.9	39.4
67.5°	47.3	45.2	44.7	44.7	43.6	43.1	41.0	38.9	37.9	37.9	37.9
70°	43.6	42.1	41.5	40.5	40.5	40.0	38.4	36.8	35.7	36.3	35.7
72.5°	39.4	38.4	37.3	37.3	36.8	36.3	34.7	33.6	33.1	33.6	33.6
75°	35.2	33.6	33.6	32.6	32.6	32.1	30.5	30.0	29.4	30.0	30.5
77.5°	30.0	28.9	28.4	28.4	28.4	28.4	26.3	25.8	25.8	26.8	26.8
80°	24.7	24.2	23.7	23.7	23.7	23.1	22.1	21.6	21.6	22.1	22.6
82.5°	18.9	17.9	17.9	18.4	18.9	18.9	17.3	16.3	16.3	17.3	18.4
85°	12.6	12.6	12.6	13.1	13.1	13.7	12.6	11.0	11.6	12.1	13.7
87.5°	6.8	7.4	6.8	6.3	7.4	6.8	6.8	6.3	6.8	7.4	7.9
90°	2.1	2.1	1.6	1.1	0.5	1.1	1.1	1.6	0.5	0.5	1.1
92.5°	0.0	0.0	0.0	0.0	0.0	0.0	0.0	0.0	0.0	0.0	0.0
95°	0.0	0.0	0.0	0.0	0.0	0.0	0.0	0.0	0.0	0.0	0.0
97.5°	0.0	0.0	0.0	0.0	0.0	0.0	0.0	0.0	0.0	0.0	0.0
100°	0.0	0.0	0.0	0.0	0.0	0.0	0.0	0.0	0.0	0.0	0.0
102.5°	0.0	0.0	0.0	0.0	0.0	0.0	0.0	0.0	0.0	0.0	0.0
105°	0.0	0.0	0.0	0.0	0.0	0.0	0.0	0.0	0.0	0.0	0.0
107.5°	0.0	0.0	0.0	0.0	0.0	0.0	0.0	0.0	0.0	0.0	0.0



REPORT NUMBER: P227314

CATALOG NUMBER: ISW-AF-600-LED-E1-SLR-7030

**CANDELA DISTRIBUTION (continued):**

	50°	55°	60°	65°	70°	75°	80°	85°	90°	95°	100°
110°	0.0	0.0	0.0	0.0	0.0	0.0	0.0	0.0	0.0	0.0	0.0
112.5°	0.0	0.0	0.0	0.0	0.0	0.0	0.0	0.0	0.0	0.0	0.0
115°	0.0	0.0	0.0	0.0	0.0	0.0	0.0	0.0	0.0	0.0	0.0
117.5°	0.0	0.0	0.0	0.0	0.0	0.0	0.0	0.0	0.0	0.0	0.0
120°	0.0	0.0	0.0	0.0	0.0	0.0	0.0	0.0	0.0	0.0	0.0
122.5°	0.0	0.0	0.0	0.0	0.0	0.0	0.0	0.0	0.0	0.0	0.0
125°	0.0	0.0	0.0	0.0	0.0	0.0	0.0	0.0	0.0	0.0	0.0
127.5°	0.0	0.0	0.0	0.0	0.0	0.0	0.0	0.0	0.0	0.0	0.0
130°	0.0	0.0	0.0	0.0	0.0	0.0	0.0	0.0	0.0	0.0	0.0
132.5°	0.0	0.0	0.0	0.0	0.0	0.0	0.0	0.0	0.0	0.0	0.0
135°	0.0	0.0	0.0	0.0	0.0	0.0	0.0	0.0	0.0	0.0	0.0
137.5°	0.0	0.0	0.0	0.0	0.0	0.0	0.0	0.0	0.0	0.0	0.0
140°	0.0	0.0	0.0	0.0	0.0	0.0	0.0	0.0	0.0	0.0	0.0
142.5°	0.0	0.0	0.0	0.0	0.0	0.0	0.0	0.0	0.0	0.0	0.0
145°	0.0	0.0	0.0	0.0	0.0	0.0	0.0	0.0	0.0	0.0	0.0
147.5°	0.0	0.0	0.0	0.0	0.0	0.0	0.0	0.0	0.0	0.0	0.0
150°	0.0	0.0	0.0	0.0	0.0	0.0	0.0	0.0	0.0	0.0	0.0
152.5°	0.0	0.0	0.0	0.0	0.0	0.0	0.0	0.0	0.0	0.0	0.0
155°	0.0	0.0	0.0	0.0	0.0	0.0	0.0	0.0	0.0	0.0	0.0
157.5°	0.0	0.0	0.0	0.0	0.0	0.0	0.0	0.0	0.0	0.0	0.0
160°	0.0	0.0	0.0	0.0	0.0	0.0	0.0	0.0	0.0	0.0	0.0
162.5°	0.0	0.0	0.0	0.0	0.0	0.0	0.0	0.0	0.0	0.0	0.0
165°	0.0	0.0	0.0	0.0	0.0	0.0	0.0	0.0	0.0	0.0	0.0
167.5°	0.0	0.0	0.0	0.0	0.0	0.0	0.0	0.0	0.0	0.0	0.0
170°	0.0	0.0	0.0	0.0	0.0	0.0	0.0	0.0	0.0	0.0	0.0
172.5°	0.0	0.0	0.0	0.0	0.0	0.0	0.0	0.0	0.0	0.0	0.0
175°	0.0	0.0	0.0	0.0	0.0	0.0	0.0	0.0	0.0	0.0	0.0
177.5°	0.0	0.0	0.0	0.0	0.0	0.0	0.0	0.0	0.0	0.0	0.0
180°	0.0	0.0	0.0	0.0	0.0	0.0	0.0	0.0	0.0	0.0	0.0



REPORT NUMBER: P227314

CATALOG NUMBER: ISW-AF-600-LED-E1-SLR-7030

**CANDELA DISTRIBUTION (continued):**

	105°	110°	115°	120°	125°	130°	135°	140°	145°	150°	155°
0°	1032.0	1032.0	1032.0	1032.0	1032.0	1032.0	1032.0	1032.0	1032.0	1032.0	1032.0
2.5°	895.3	886.4	881.6	900.0	898.5	882.7	882.7	893.7	894.3	884.8	895.8
5°	738.6	729.7	738.1	730.8	735.0	734.4	740.7	729.2	733.9	729.7	719.7
7.5°	547.8	565.7	575.1	563.1	578.3	586.2	575.1	586.2	568.8	554.6	568.3
10°	376.9	396.9	393.2	412.7	420.1	424.3	432.1	422.2	410.1	406.4	396.4
12.5°	292.3	288.1	286.5	294.4	299.1	292.3	298.1	291.8	285.5	274.4	273.9
15°	228.7	221.9	217.1	208.2	205.0	206.6	209.2	209.2	196.6	197.1	201.9
17.5°	173.5	171.9	168.2	160.9	156.1	157.7	157.2	154.6	153.0	154.0	159.8
20°	130.4	128.8	130.9	133.0	131.4	132.0	129.9	127.2	126.2	127.2	128.3
22.5°	103.0	105.1	107.8	110.9	111.5	114.1	113.6	114.1	112.0	110.9	108.3
25°	94.1	95.2	93.6	94.1	94.1	96.7	96.2	96.2	94.1	93.6	94.1
27.5°	83.1	82.5	82.5	83.6	83.6	85.2	86.2	85.2	83.1	82.5	83.1
30°	76.8	76.2	75.7	76.2	75.7	76.2	77.3	77.3	76.2	74.7	75.2
32.5°	70.4	70.4	69.9	70.4	69.9	69.9	71.0	69.4	69.4	68.9	68.9
35°	62.0	63.1	64.1	64.7	64.7	64.7	65.7	64.1	63.6	63.1	63.1
37.5°	53.6	54.7	57.8	59.4	59.9	61.0	61.5	60.5	59.4	58.4	57.3
40°	51.0	51.0	52.0	54.1	56.3	56.8	57.8	56.3	55.7	54.1	52.6
42.5°	48.9	49.4	49.4	49.9	50.5	51.5	53.1	51.5	50.5	49.4	47.8
45°	47.3	47.3	47.3	47.3	46.8	46.8	47.3	46.3	45.7	45.2	45.2
47.5°	46.3	45.7	45.2	44.7	44.2	43.6	43.6	42.6	42.6	42.6	42.6
50°	45.2	44.2	43.6	43.1	42.1	42.1	42.1	41.0	40.5	40.5	41.0
52.5°	43.6	43.1	42.6	42.1	41.5	41.0	41.0	40.0	39.4	39.4	39.4
55°	43.1	42.6	41.5	41.0	40.5	41.0	40.5	40.0	38.9	38.9	38.9
57.5°	41.5	42.1	41.5	40.5	40.5	40.5	40.5	39.4	38.9	37.9	38.4
59°	41.0	41.5	41.0	40.5	40.0	40.5	40.5	38.9	38.4	37.9	37.9
60°	40.5	41.0	40.5	40.0	40.0	40.5	40.0	39.4	38.4	36.8	37.3
62.5°	40.0	40.0	39.4	39.4	38.9	39.4	38.9	37.9	36.8	35.7	35.2
65°	38.9	38.9	38.4	38.4	37.9	37.9	37.9	36.8	35.7	34.7	34.7
67.5°	38.4	37.9	37.3	37.3	36.8	36.8	36.8	35.7	34.2	33.6	33.1
70°	36.3	35.7	35.7	35.2	34.7	35.2	35.7	34.2	32.6	31.5	31.0
72.5°	34.2	33.6	33.6	33.1	33.1	33.6	34.2	32.6	30.5	29.4	28.9
75°	31.0	30.5	30.5	30.5	30.5	31.5	31.5	30.0	28.4	26.8	25.8
77.5°	26.8	27.3	27.3	27.3	27.3	28.4	28.4	27.3	25.8	24.7	23.1
80°	23.1	23.1	23.7	23.7	24.2	24.2	23.7	23.1	22.6	21.6	19.5
82.5°	19.5	19.5	19.5	19.5	19.5	18.9	17.9	18.9	18.9	17.9	16.3
85°	15.2	15.2	15.2	15.8	15.8	14.2	12.6	12.6	14.2	13.7	12.6
87.5°	8.9	8.9	9.5	11.0	10.0	9.5	7.9	8.4	7.9	8.9	7.4
90°	2.1	1.6	1.6	0.5	1.1	0.0	0.0	0.0	0.0	0.0	0.0
92.5°	0.0	0.0	0.0	0.0	0.0	0.0	0.0	0.0	0.0	0.0	0.0
95°	0.0	0.0	0.0	0.0	0.0	0.0	0.0	0.0	0.0	0.0	0.0
97.5°	0.0	0.0	0.0	0.0	0.0	0.0	0.0	0.0	0.0	0.0	0.0
100°	0.0	0.0	0.0	0.0	0.0	0.0	0.0	0.0	0.0	0.0	0.0
102.5°	0.0	0.0	0.0	0.0	0.0	0.0	0.0	0.0	0.0	0.0	0.0
105°	0.0	0.0	0.0	0.0	0.0	0.0	0.0	0.0	0.0	0.0	0.0
107.5°	0.0	0.0	0.0	0.0	0.0	0.0	0.0	0.0	0.0	0.0	0.0



REPORT NUMBER: P227314  
 CATALOG NUMBER: ISW-AF-600-LED-E1-SLR-7030

REPORT N  
 CATALOG

**CANDELA DISTRIBUTION (continued):**

**CANDELA**

	105°	110°	115°	120°	125°	130°	135°	140°	145°	150°	155°	
110°	0.0	0.0	0.0	0.0	0.0	0.0	0.0	0.0	0.0	0.0	0.0	0°
112.5°	0.0	0.0	0.0	0.0	0.0	0.0	0.0	0.0	0.0	0.0	0.0	2.5°
115°	0.0	0.0	0.0	0.0	0.0	0.0	0.0	0.0	0.0	0.0	0.0	5°
117.5°	0.0	0.0	0.0	0.0	0.0	0.0	0.0	0.0	0.0	0.0	0.0	7.5°
120°	0.0	0.0	0.0	0.0	0.0	0.0	0.0	0.0	0.0	0.0	0.0	10°
122.5°	0.0	0.0	0.0	0.0	0.0	0.0	0.0	0.0	0.0	0.0	0.0	12.5°
125°	0.0	0.0	0.0	0.0	0.0	0.0	0.0	0.0	0.0	0.0	0.0	15°
127.5°	0.0	0.0	0.0	0.0	0.0	0.0	0.0	0.0	0.0	0.0	0.0	17.5°
130°	0.0	0.0	0.0	0.0	0.0	0.0	0.0	0.0	0.0	0.0	0.0	20°
132.5°	0.0	0.0	0.0	0.0	0.0	0.0	0.0	0.0	0.0	0.0	0.0	22.5°
135°	0.0	0.0	0.0	0.0	0.0	0.0	0.0	0.0	0.0	0.0	0.0	25°
137.5°	0.0	0.0	0.0	0.0	0.0	0.0	0.0	0.0	0.0	0.0	0.0	27.5°
140°	0.0	0.0	0.0	0.0	0.0	0.0	0.0	0.0	0.0	0.0	0.0	30°
142.5°	0.0	0.0	0.0	0.0	0.0	0.0	0.0	0.0	0.0	0.0	0.0	32.5°
145°	0.0	0.0	0.0	0.0	0.0	0.0	0.0	0.0	0.0	0.0	0.0	35°
147.5°	0.0	0.0	0.0	0.0	0.0	0.0	0.0	0.0	0.0	0.0	0.0	37.5°
150°	0.0	0.0	0.0	0.0	0.0	0.0	0.0	0.0	0.0	0.0	0.0	40°
152.5°	0.0	0.0	0.0	0.0	0.0	0.0	0.0	0.0	0.0	0.0	0.0	42.5°
155°	0.0	0.0	0.0	0.0	0.0	0.0	0.0	0.0	0.0	0.0	0.0	45°
157.5°	0.0	0.0	0.0	0.0	0.0	0.0	0.0	0.0	0.0	0.0	0.0	47.5°
160°	0.0	0.0	0.0	0.0	0.0	0.0	0.0	0.0	0.0	0.0	0.0	50°
162.5°	0.0	0.0	0.0	0.0	0.0	0.0	0.0	0.0	0.0	0.0	0.0	52.5°
165°	0.0	0.0	0.0	0.0	0.0	0.0	0.0	0.0	0.0	0.0	0.0	55°
167.5°	0.0	0.0	0.0	0.0	0.0	0.0	0.0	0.0	0.0	0.0	0.0	57.5°
170°	0.0	0.0	0.0	0.0	0.0	0.0	0.0	0.0	0.0	0.0	0.0	59°
172.5°	0.0	0.0	0.0	0.0	0.0	0.0	0.0	0.0	0.0	0.0	0.0	60°
175°	0.0	0.0	0.0	0.0	0.0	0.0	0.0	0.0	0.0	0.0	0.0	62.5°
177.5°	0.0	0.0	0.0	0.0	0.0	0.0	0.0	0.0	0.0	0.0	0.0	65°
180°	0.0	0.0	0.0	0.0	0.0	0.0	0.0	0.0	0.0	0.0	0.0	67.5°
												70°
												72.5°
												75°
												77.5°
												80°
												82.5°
												85°
												87.5°
												90°
												92.5°
												95°
												97.5°
												100°
												102.5°
												105°
												107.5°



NUMBER: P227314  
 NUMBER: ISW-AF-600-LED-E1-SLR-7030

REPORT NUMBER: P  
 CATALOG NUMBER:

<u>DISTRIBUTION (continued):</u>											<u>CANDELA DISTRIBUTION:</u>	
160°	165°	170°	175°	180°	185°	190°	195°	200°	205°	210°	110°	160°
1032.0	1032.0	1032.0	1032.0	1032.0	1032.0	1032.0	1032.0	1032.0	1032.0	1032.0	110°	0.0
896.9	899.0	903.7	902.1	919.5	914.2	926.3	942.6	957.9	950.5	952.6	112.5°	0.0
737.6	740.2	720.2	732.3	750.2	742.9	740.2	764.4	758.6	786.0	763.4	115°	0.0
546.2	539.9	530.5	525.7	512.6	512.6	537.3	548.3	546.8	565.7	585.1	117.5°	0.0
383.8	376.4	364.9	361.7	374.8	381.2	392.2	403.2	418.0	439.5	452.1	120°	0.0
281.8	279.2	281.8	289.7	301.8	310.7	327.5	347.0	363.3	380.6	397.4	122.5°	0.0
212.9	218.2	225.0	230.3	239.7	256.6	265.5	287.0	301.8	317.0	336.5	125°	0.0
165.6	168.8	170.3	172.4	180.3	192.4	192.4	214.5	233.9	253.9	270.2	127.5°	0.0
126.2	126.2	120.9	124.1	125.1	124.1	130.4	143.0	155.6	168.8	194.5	130°	0.0
105.7	102.5	100.9	100.4	100.9	103.0	106.7	111.5	113.6	119.3	129.3	132.5°	0.0
93.6	93.1	91.5	91.5	92.5	93.1	96.7	100.9	102.0	103.6	107.2	135°	0.0
82.5	83.6	85.2	84.6	85.2	86.2	88.8	92.5	94.6	95.2	97.8	137.5°	0.0
74.7	75.7	76.2	77.8	77.8	78.3	80.4	84.1	85.7	88.3	91.0	140°	0.0
69.4	69.9	70.4	69.9	70.4	70.4	73.1	76.8	78.9	80.4	82.0	142.5°	0.0
63.6	63.1	63.1	63.1	61.5	61.0	62.0	65.7	66.2	67.8	71.5	145°	0.0
56.8	55.2	54.1	54.1	54.1	54.7	57.3	61.0	61.5	63.1	66.2	147.5°	0.0
50.5	49.9	49.9	50.5	51.0	52.0	54.1	57.8	58.4	59.9	62.6	150°	0.0
47.3	47.3	47.3	47.8	48.4	48.9	51.5	55.2	56.3	57.8	61.0	152.5°	0.0
45.2	45.7	45.2	45.2	45.7	46.8	49.4	53.6	55.2	56.8	59.9	155°	0.0
43.6	43.6	43.6	44.2	44.2	45.2	48.4	52.6	53.6	55.7	60.5	157.5°	0.0
41.5	42.6	42.1	42.6	43.1	44.2	47.3	51.5	53.1	56.3	61.5	160°	0.0
40.5	40.5	40.5	41.0	42.1	42.6	45.2	49.9	52.0	56.3	64.7	162.5°	0.0
40.0	38.9	38.9	39.4	40.5	41.5	44.2	48.9	51.5	55.7	64.1	165°	0.0
39.4	37.9	37.3	37.9	38.9	39.4	42.6	47.3	51.0	54.1	62.0	167.5°	0.0
37.9	36.8	36.3	36.8	37.9	38.9	41.5	46.3	48.9	53.1	59.4	170°	0.0
37.3	35.7	35.7	36.3	37.3	37.9	40.5	45.2	47.8	53.6	61.0	172.5°	0.0
35.2	34.7	34.7	35.2	35.2	36.3	39.4	44.2	46.3	54.7	51.0	175°	0.0
33.6	33.6	33.6	33.6	34.2	34.7	38.4	43.1	44.2	47.3	43.6	177.5°	0.0
32.6	32.6	32.6	32.6	32.6	33.6	36.8	41.5	42.1	41.5	40.0	180°	0.0
30.5	30.5	30.5	30.5	31.0	31.5	34.7	38.9	38.9	37.9	37.9		
28.9	28.4	28.4	28.4	28.4	28.9	32.1	36.3	35.7	35.2	35.2		
25.8	25.8	25.8	25.8	25.8	25.8	28.9	33.1	32.6	32.1	31.5		
22.6	22.6	23.1	22.6	22.1	21.6	24.7	29.4	29.4	28.9	28.4		
19.5	18.9	19.5	18.9	17.9	17.9	20.5	24.7	25.2	24.7	23.7		
15.8	15.2	15.2	15.2	13.1	13.1	15.8	20.0	20.0	19.5	18.4		
12.1	11.6	11.0	10.5	8.9	8.9	11.0	14.7	15.2	13.1	12.6		
6.3	6.3	6.3	4.7	4.2	3.7	5.8	8.9	8.9	7.4	6.3		
0.0	0.0	0.0	0.0	0.0	0.0	0.0	0.5	0.0	0.0	0.0		
0.0	0.0	0.0	0.0	0.0	0.0	0.0	0.0	0.0	0.0	0.0		
0.0	0.0	0.0	0.0	0.0	0.0	0.0	0.0	0.0	0.0	0.0		
0.0	0.0	0.0	0.0	0.0	0.0	0.0	0.0	0.0	0.0	0.0		
0.0	0.0	0.0	0.0	0.0	0.0	0.0	0.0	0.0	0.0	0.0		
0.0	0.0	0.0	0.0	0.0	0.0	0.0	0.0	0.0	0.0	0.0		
0.0	0.0	0.0	0.0	0.0	0.0	0.0	0.0	0.0	0.0	0.0		
0.0	0.0	0.0	0.0	0.0	0.0	0.0	0.0	0.0	0.0	0.0		
0.0	0.0	0.0	0.0	0.0	0.0	0.0	0.0	0.0	0.0	0.0		
0.0	0.0	0.0	0.0	0.0	0.0	0.0	0.0	0.0	0.0	0.0		
0.0	0.0	0.0	0.0	0.0	0.0	0.0	0.0	0.0	0.0	0.0		

'227314  
 ISW-AF-600-LED-E1-SLR-7030

REPORT NUMBER: P227314  
 CATALOG NUMBER: ISW-AF-60

**TION (continued):**

**CANDELA DISTRIBUTION (con**

165°	170°	175°	180°	185°	190°	195°	200°	205°	210°		215°	220°
0.0	0.0	0.0	0.0	0.0	0.0	0.0	0.0	0.0	0.0	0°	1032.0	1032.0
0.0	0.0	0.0	0.0	0.0	0.0	0.0	0.0	0.0	0.0	2.5°	965.8	970.5
0.0	0.0	0.0	0.0	0.0	0.0	0.0	0.0	0.0	0.0	5°	780.2	798.6
0.0	0.0	0.0	0.0	0.0	0.0	0.0	0.0	0.0	0.0	7.5°	589.9	614.6
0.0	0.0	0.0	0.0	0.0	0.0	0.0	0.0	0.0	0.0	10°	472.6	489.5
0.0	0.0	0.0	0.0	0.0	0.0	0.0	0.0	0.0	0.0	12.5°	414.8	439.0
0.0	0.0	0.0	0.0	0.0	0.0	0.0	0.0	0.0	0.0	15°	355.9	382.2
0.0	0.0	0.0	0.0	0.0	0.0	0.0	0.0	0.0	0.0	17.5°	291.8	323.8
0.0	0.0	0.0	0.0	0.0	0.0	0.0	0.0	0.0	0.0	20°	222.9	254.5
0.0	0.0	0.0	0.0	0.0	0.0	0.0	0.0	0.0	0.0	22.5°	156.7	183.5
0.0	0.0	0.0	0.0	0.0	0.0	0.0	0.0	0.0	0.0	25°	114.1	126.2
0.0	0.0	0.0	0.0	0.0	0.0	0.0	0.0	0.0	0.0	27.5°	101.5	106.2
0.0	0.0	0.0	0.0	0.0	0.0	0.0	0.0	0.0	0.0	30°	95.2	98.3
0.0	0.0	0.0	0.0	0.0	0.0	0.0	0.0	0.0	0.0	32.5°	85.7	88.8
0.0	0.0	0.0	0.0	0.0	0.0	0.0	0.0	0.0	0.0	35°	75.2	79.4
0.0	0.0	0.0	0.0	0.0	0.0	0.0	0.0	0.0	0.0	37.5°	69.9	73.1
0.0	0.0	0.0	0.0	0.0	0.0	0.0	0.0	0.0	0.0	40°	66.8	67.3
0.0	0.0	0.0	0.0	0.0	0.0	0.0	0.0	0.0	0.0	42.5°	64.1	64.1
0.0	0.0	0.0	0.0	0.0	0.0	0.0	0.0	0.0	0.0	45°	62.6	64.1
0.0	0.0	0.0	0.0	0.0	0.0	0.0	0.0	0.0	0.0	47.5°	63.6	70.4
0.0	0.0	0.0	0.0	0.0	0.0	0.0	0.0	0.0	0.0	50°	71.5	69.4
0.0	0.0	0.0	0.0	0.0	0.0	0.0	0.0	0.0	0.0	52.5°	73.1	65.2
0.0	0.0	0.0	0.0	0.0	0.0	0.0	0.0	0.0	0.0	55°	66.8	62.6
0.0	0.0	0.0	0.0	0.0	0.0	0.0	0.0	0.0	0.0	57.5°	59.9	54.7
0.0	0.0	0.0	0.0	0.0	0.0	0.0	0.0	0.0	0.0	59°	53.6	50.5
0.0	0.0	0.0	0.0	0.0	0.0	0.0	0.0	0.0	0.0	60°	49.9	48.9
0.0	0.0	0.0	0.0	0.0	0.0	0.0	0.0	0.0	0.0	62.5°	45.7	46.8
0.0	0.0	0.0	0.0	0.0	0.0	0.0	0.0	0.0	0.0	65°	42.6	44.7
0.0	0.0	0.0	0.0	0.0	0.0	0.0	0.0	0.0	0.0	67.5°	41.0	42.6
										70°	38.4	39.4
										72.5°	35.7	36.3
										75°	32.1	32.6
										77.5°	28.4	28.4
										80°	23.1	23.1
										82.5°	17.9	17.3
										85°	11.6	11.0
										87.5°	5.3	4.2
										90°	0.0	0.0
										92.5°	0.0	0.0
										95°	0.0	0.0
										97.5°	0.0	0.0
										100°	0.0	0.0
										102.5°	0.0	0.0
										105°	0.0	0.0
										107.5°	0.0	0.0



REPORT NUMBER: P227314

CATALOG NUMBER: ISW-AF-600-LED-E1-

J0-LED-E1-SLR-7030

tinued):

CANDELA DISTRIBUTION (continued):

225°	230°	235°	240°	245°	250°	255°	260°	265°		215°	220°	225°
1032.0	1032.0	1032.0	1032.0	1032.0	1032.0	1032.0	1032.0	1032.0	110°	0.0	0.0	0.0
994.1	1008.9	1020.4	1018.3	1043.0	1057.8	1059.9	1075.1	1089.8	112.5°	0.0	0.0	0.0
813.3	833.8	853.8	868.5	907.4	939.5	964.2	990.5	1021.5	115°	0.0	0.0	0.0
648.2	665.6	698.2	721.8	762.8	800.2	836.4	878.0	913.2	117.5°	0.0	0.0	0.0
507.9	529.9	560.4	604.6	641.4	684.0	729.7	769.1	828.0	120°	0.0	0.0	0.0
456.3	470.0	495.2	516.3	562.0	607.2	658.7	712.9	767.0	122.5°	0.0	0.0	0.0
403.2	427.4	451.1	481.6	521.5	570.9	626.7	685.0	746.0	125°	0.0	0.0	0.0
351.7	383.8	409.5	442.7	487.3	549.9	622.5	695.0	766.5	127.5°	0.0	0.0	0.0
288.6	318.6	363.8	397.4	455.8	534.1	627.2	727.6	824.3	130°	0.0	0.0	0.0
227.1	259.2	310.7	360.6	424.8	525.7	646.1	781.2	910.6	132.5°	0.0	0.0	0.0
162.4	206.1	257.1	320.2	398.0	520.5	671.9	847.5	1021.5	135°	0.0	0.0	0.0
121.4	151.9	214.0	282.8	368.0	511.0	699.2	909.0	1097.2	137.5°	0.0	0.0	0.0
108.3	129.9	170.3	242.9	331.2	492.6	719.7	967.3	1166.1	140°	0.0	0.0	0.0
94.6	111.5	143.5	205.0	298.1	464.2	728.7	998.4	1213.9	142.5°	0.0	0.0	0.0
83.1	98.8	131.4	190.3	281.3	432.1	727.1	1029.4	1273.8	145°	0.0	0.0	0.0
75.7	89.4	126.2	186.6	268.1	402.7	728.7	1079.3	1362.7	147.5°	0.0	0.0	0.0
69.9	85.7	122.0	178.7	261.8	386.4	735.0	1123.5	1438.9	150°	0.0	0.0	0.0
69.9	84.6	111.5	167.7	258.7	388.0	737.6	1157.7	1495.7	152.5°	0.0	0.0	0.0
73.6	79.4	103.6	161.4	260.8	399.6	734.4	1192.3	1550.9	155°	0.0	0.0	0.0
69.9	74.1	98.3	160.3	260.8	408.0	743.9	1235.5	1623.4	157.5°	0.0	0.0	0.0
66.2	68.9	96.7	158.8	255.5	415.9	782.8	1315.9	1718.1	160°	0.0	0.0	0.0
61.5	64.7	94.6	156.1	249.7	425.8	851.7	1451.0	1874.7	162.5°	0.0	0.0	0.0
55.7	62.0	91.5	151.9	246.0	443.7	922.1	1587.7	2061.4	165°	0.0	0.0	0.0
53.6	59.4	84.1	141.9	242.4	463.2	997.3	1718.6	2229.1	167.5°	0.0	0.0	0.0
52.0	57.3	77.8	134.6	239.2	472.6	1019.9	1768.5	2293.7	170°	0.0	0.0	0.0
51.0	56.3	74.1	128.3	235.5	473.2	1036.2	1787.5	2303.2	172.5°	0.0	0.0	0.0
49.4	54.1	66.8	115.1	224.0	472.6	1037.8	1799.6	2275.9	175°	0.0	0.0	0.0
46.8	52.0	67.3	108.3	202.9	450.5	972.6	1741.2	2167.0	177.5°	0.0	0.0	0.0
44.7	50.5	71.0	109.9	180.9	393.8	850.6	1559.8	1934.1	180°	0.0	0.0	0.0
41.5	49.4	74.1	113.6	174.5	327.0	643.5	1273.8	1619.8				
38.4	48.9	76.8	116.2	167.7	269.2	445.8	903.2	1212.3				
34.7	44.7	69.9	98.8	138.8	195.6	287.0	590.9	835.9				
30.0	35.7	51.0	69.4	102.0	136.7	169.8	357.0	546.8				
24.7	26.8	36.3	44.7	67.8	81.0	94.1	201.4	382.2				
18.4	18.9	24.7	28.4	38.4	44.7	56.3	123.5	309.7				
10.5	12.1	16.8	18.9	23.1	28.4	36.8	78.9	242.9				
4.2	5.3	10.0	11.0	12.6	15.8	20.5	45.7	75.7				
0.0	0.0	0.0	0.0	0.0	0.0	0.0	0.0	0.0				
0.0	0.0	0.0	0.0	0.0	0.0	0.0	0.0	0.0				
0.0	0.0	0.0	0.0	0.0	0.0	0.0	0.0	0.0				
0.0	0.0	0.0	0.0	0.0	0.0	0.0	0.0	0.0				
0.0	0.0	0.0	0.0	0.0	0.0	0.0	0.0	0.0				
0.0	0.0	0.0	0.0	0.0	0.0	0.0	0.0	0.0				
0.0	0.0	0.0	0.0	0.0	0.0	0.0	0.0	0.0				
0.0	0.0	0.0	0.0	0.0	0.0	0.0	0.0	0.0				
0.0	0.0	0.0	0.0	0.0	0.0	0.0	0.0	0.0				
0.0	0.0	0.0	0.0	0.0	0.0	0.0	0.0	0.0				
0.0	0.0	0.0	0.0	0.0	0.0	0.0	0.0	0.0				



REPORT NUMBER: P227314

CATALOG NUMBER: ISW-AF-600-LED-E1-SLR-7030

SLR-7030

**CANDELA DISTRIBUTION (continued):**

230°	235°	240°	245°	250°	255°	260°	265°		270°	275°	280°	285°
0.0	0.0	0.0	0.0	0.0	0.0	0.0	0.0	0°	1032.0	1032.0	1032.0	1032.0
0.0	0.0	0.0	0.0	0.0	0.0	0.0	0.0	2.5°	1104.6	1115.6	1125.1	1132.4
0.0	0.0	0.0	0.0	0.0	0.0	0.0	0.0	5°	1054.6	1080.4	1111.4	1137.7
0.0	0.0	0.0	0.0	0.0	0.0	0.0	0.0	7.5°	965.8	998.4	1048.8	1079.8
0.0	0.0	0.0	0.0	0.0	0.0	0.0	0.0	10°	881.6	929.5	984.7	1029.4
0.0	0.0	0.0	0.0	0.0	0.0	0.0	0.0	12.5°	824.3	883.7	936.3	986.3
0.0	0.0	0.0	0.0	0.0	0.0	0.0	0.0	15°	808.6	869.0	916.3	962.1
0.0	0.0	0.0	0.0	0.0	0.0	0.0	0.0	17.5°	840.1	900.6	941.1	968.9
0.0	0.0	0.0	0.0	0.0	0.0	0.0	0.0	20°	914.2	978.9	1004.7	1002.6
0.0	0.0	0.0	0.0	0.0	0.0	0.0	0.0	22.5°	1015.7	1083.5	1083.5	1062.5
0.0	0.0	0.0	0.0	0.0	0.0	0.0	0.0	25°	1149.8	1198.7	1171.8	1131.9
0.0	0.0	0.0	0.0	0.0	0.0	0.0	0.0	27.5°	1244.9	1290.7	1243.9	1178.2
0.0	0.0	0.0	0.0	0.0	0.0	0.0	0.0	30°	1323.8	1357.4	1298.0	1218.6
0.0	0.0	0.0	0.0	0.0	0.0	0.0	0.0	32.5°	1393.2	1417.9	1339.6	1261.2
0.0	0.0	0.0	0.0	0.0	0.0	0.0	0.0	35°	1476.2	1485.2	1382.7	1299.1
0.0	0.0	0.0	0.0	0.0	0.0	0.0	0.0	37.5°	1568.2	1575.6	1444.7	1340.6
0.0	0.0	0.0	0.0	0.0	0.0	0.0	0.0	40°	1676.5	1650.3	1490.4	1379.0
0.0	0.0	0.0	0.0	0.0	0.0	0.0	0.0	42.5°	1743.3	1700.2	1523.6	1399.0
0.0	0.0	0.0	0.0	0.0	0.0	0.0	0.0	45°	1795.9	1737.0	1538.8	1410.5
0.0	0.0	0.0	0.0	0.0	0.0	0.0	0.0	47.5°	1860.5	1791.2	1565.6	1431.6
0.0	0.0	0.0	0.0	0.0	0.0	0.0	0.0	50°	1945.7	1866.3	1633.4	1491.0
0.0	0.0	0.0	0.0	0.0	0.0	0.0	0.0	52.5°	2120.3	2021.9	1755.4	1594.5
0.0	0.0	0.0	0.0	0.0	0.0	0.0	0.0	55°	2321.1	2228.0	1950.4	1765.4
0.0	0.0	0.0	0.0	0.0	0.0	0.0	0.0	57.5°	2482.0	2419.4	2124.5	1920.0
0.0	0.0	0.0	0.0	0.0	0.0	0.0	0.0	59°	2541.4	2514.6	2247.5	2050.9
0.0	0.0	0.0	0.0	0.0	0.0	0.0	0.0	60°	2563.4	2586.6	2312.7	2130.8
0.0	0.0	0.0	0.0	0.0	0.0	0.0	0.0	62.5°	2578.7	2679.1	2524.5	2369.5
0.0	0.0	0.0	0.0	0.0	0.0	0.0	0.0	65°	2547.1	2694.4	2610.2	2515.1
0.0	0.0	0.0	0.0	0.0	0.0	0.0	0.0	67.5°	2409.9	2586.1	2569.8	2486.2
								70°	2129.2	2325.3	2382.1	2263.3
								72.5°	1601.9	1845.3	2155.0	1968.8
								75°	1043.6	1268.6	1840.0	1686.5
								77.5°	653.5	791.7	1312.7	1181.3
								80°	434.8	508.9	833.3	758.6
								82.5°	327.0	360.6	573.0	538.9
								85°	172.4	219.8	445.8	565.2
								87.5°	64.7	72.0	335.4	505.2
								90°	0.0	0.0	0.5	0.0
								92.5°	0.0	0.0	0.0	0.0
								95°	0.0	0.0	0.0	0.0
								97.5°	0.0	0.0	0.0	0.0
								100°	0.0	0.0	0.0	0.0
								102.5°	0.0	0.0	0.0	0.0
								105°	0.0	0.0	0.0	0.0
								107.5°	0.0	0.0	0.0	0.0





REPORT NUMBER: P227314

CATALOG NUMBER: ISW-AF-600-LED-E1-SLR-7030

**CANDELA DISTRIBUTION (continued):**

290°	295°	300°	305°	310°	315°	320°		270°	275°	280°	285°	290°
1032.0	1032.0	1032.0	1032.0	1032.0	1032.0	1032.0	110°	0.0	0.0	0.0	0.0	0.0
1138.7	1148.2	1154.0	1149.8	1156.6	1158.2	1150.8	112.5°	0.0	0.0	0.0	0.0	0.0
1159.8	1186.0	1205.0	1218.1	1223.4	1228.1	1226.0	115°	0.0	0.0	0.0	0.0	0.0
1120.9	1161.3	1196.6	1220.7	1229.1	1235.5	1229.7	117.5°	0.0	0.0	0.0	0.0	0.0
1077.7	1119.8	1152.9	1177.1	1176.6	1182.9	1171.8	120°	0.0	0.0	0.0	0.0	0.0
1037.3	1078.3	1107.7	1106.7	1099.3	1080.9	1077.7	122.5°	0.0	0.0	0.0	0.0	0.0
1005.2	1026.7	1034.1	1032.5	1011.5	1001.0	999.4	125°	0.0	0.0	0.0	0.0	0.0
989.4	988.4	971.5	953.1	933.2	932.1	918.4	127.5°	0.0	0.0	0.0	0.0	0.0
992.0	957.9	926.9	895.3	873.8	869.0	870.6	130°	0.0	0.0	0.0	0.0	0.0
1025.2	964.7	906.4	874.3	849.0	841.7	844.8	132.5°	0.0	0.0	0.0	0.0	0.0
1066.7	985.7	913.2	864.3	843.8	834.9	836.4	135°	0.0	0.0	0.0	0.0	0.0
1094.6	1009.9	935.8	875.3	847.5	839.1	844.3	137.5°	0.0	0.0	0.0	0.0	0.0
1130.3	1043.0	966.3	903.7	862.2	851.2	854.8	140°	0.0	0.0	0.0	0.0	0.0
1165.5	1078.8	1009.4	938.4	888.0	867.4	873.2	142.5°	0.0	0.0	0.0	0.0	0.0
1203.4	1120.3	1050.4	985.7	926.3	894.3	901.6	145°	0.0	0.0	0.0	0.0	0.0
1247.6	1168.7	1108.8	1049.4	988.4	961.6	964.7	147.5°	0.0	0.0	0.0	0.0	0.0
1290.1	1216.0	1177.6	1133.5	1097.7	1056.7	1056.7	150°	0.0	0.0	0.0	0.0	0.0
1315.4	1277.5	1267.0	1254.4	1233.4	1203.9	1197.6	152.5°	0.0	0.0	0.0	0.0	0.0
1346.4	1350.6	1374.8	1400.0	1406.3	1377.4	1368.5	155°	0.0	0.0	0.0	0.0	0.0
1404.7	1448.9	1528.3	1597.2	1610.8	1634.5	1607.1	157.5°	0.0	0.0	0.0	0.0	0.0
1486.8	1568.2	1702.3	1814.8	1846.9	1849.0	1851.1	160°	0.0	0.0	0.0	0.0	0.0
1580.3	1697.0	1874.2	2008.3	2065.6	2080.8	2069.8	162.5°	0.0	0.0	0.0	0.0	0.0
1740.7	1846.4	2040.3	2184.9	2258.5	2294.3	2284.8	165°	0.0	0.0	0.0	0.0	0.0
1899.5	2030.9	2201.7	2344.2	2422.6	2462.5	2470.9	167.5°	0.0	0.0	0.0	0.0	0.0
2007.8	2130.8	2288.5	2419.9	2497.2	2545.0	2549.3	170°	0.0	0.0	0.0	0.0	0.0
2074.0	2186.5	2340.5	2456.2	2533.5	2574.0	2588.7	172.5°	0.0	0.0	0.0	0.0	0.0
2274.8	2295.3	2400.5	2476.7	2530.9	2549.3	2560.3	175°	0.0	0.0	0.0	0.0	0.0
2368.9	2283.2	2271.1	2318.5	2323.2	2311.1	2295.9	177.5°	0.0	0.0	0.0	0.0	0.0
2238.0	2037.7	1963.6	1957.3	1937.8	1929.9	1881.6	180°	0.0	0.0	0.0	0.0	0.0
1943.6	1655.0	1524.1	1453.1	1496.2	1494.6	1445.2						
1637.6	1343.8	1173.9	1072.0	1059.3	1057.2	1014.1						
1330.1	1054.6	905.8	856.4	797.0	779.1	786.5						
958.9	752.8	721.3	759.1	763.9	750.2	740.7						
604.1	566.2	596.7	665.6	706.1	688.2	695.0						
503.6	445.8	447.9	520.5	547.8	552.0	537.8						
558.8	446.3	365.9	357.0	347.5	218.7	304.4						
503.6	345.4	203.5	167.7	103.0	59.4	61.5						
0.0	0.0	0.0	0.0	0.0	0.0	0.0						
0.0	0.0	0.0	0.0	0.0	0.0	0.0						
0.0	0.0	0.0	0.0	0.0	0.0	0.0						
0.0	0.0	0.0	0.0	0.0	0.0	0.0						
0.0	0.0	0.0	0.0	0.0	0.0	0.0						
0.0	0.0	0.0	0.0	0.0	0.0	0.0						
0.0	0.0	0.0	0.0	0.0	0.0	0.0						
0.0	0.0	0.0	0.0	0.0	0.0	0.0						
0.0	0.0	0.0	0.0	0.0	0.0	0.0						



REPORT NUMBER: P227314

CATALOG NUMBER: ISW-AF-600-LED-E1-SLR-7030

**CANDELA DISTRIBUTION (continued):**

295°	300°	305°	310°	315°	320°		325°	330°	335°	340°	345°	350°
0.0	0.0	0.0	0.0	0.0	0.0	0°	1032.0	1032.0	1032.0	1032.0	1032.0	1032.0
0.0	0.0	0.0	0.0	0.0	0.0	2.5°	1149.2	1139.3	1128.2	1113.5	1116.1	1098.2
0.0	0.0	0.0	0.0	0.0	0.0	5°	1209.7	1192.3	1168.7	1138.7	1110.9	1075.1
0.0	0.0	0.0	0.0	0.0	0.0	7.5°	1203.4	1175.5	1136.1	1090.9	1054.1	1002.6
0.0	0.0	0.0	0.0	0.0	0.0	10°	1149.2	1113.0	1080.9	1034.1	986.3	941.1
0.0	0.0	0.0	0.0	0.0	0.0	12.5°	1073.5	1053.0	1025.2	989.9	943.7	897.4
0.0	0.0	0.0	0.0	0.0	0.0	15°	991.0	992.6	975.7	966.3	943.2	906.4
0.0	0.0	0.0	0.0	0.0	0.0	17.5°	923.2	938.9	947.9	962.6	965.2	947.4
0.0	0.0	0.0	0.0	0.0	0.0	20°	878.0	900.0	927.9	968.4	1011.0	1029.4
0.0	0.0	0.0	0.0	0.0	0.0	22.5°	852.7	880.1	924.8	998.4	1076.2	1123.0
0.0	0.0	0.0	0.0	0.0	0.0	25°	848.0	884.3	946.8	1036.7	1137.7	1203.4
0.0	0.0	0.0	0.0	0.0	0.0	27.5°	855.9	903.2	977.3	1079.8	1179.2	1274.4
0.0	0.0	0.0	0.0	0.0	0.0	30°	881.1	936.3	1017.3	1127.7	1230.7	1325.4
0.0	0.0	0.0	0.0	0.0	0.0	32.5°	905.3	973.6	1063.0	1170.8	1274.4	1368.5
0.0	0.0	0.0	0.0	0.0	0.0	35°	944.2	1013.1	1104.6	1203.9	1304.3	1411.1
0.0	0.0	0.0	0.0	0.0	0.0	37.5°	1003.6	1064.1	1137.1	1229.7	1334.3	1444.7
0.0	0.0	0.0	0.0	0.0	0.0	40°	1088.3	1128.2	1175.5	1248.6	1349.0	1467.3
0.0	0.0	0.0	0.0	0.0	0.0	42.5°	1215.0	1223.4	1239.7	1277.5	1362.2	1493.6
0.0	0.0	0.0	0.0	0.0	0.0	45°	1378.5	1353.2	1339.0	1333.8	1391.6	1510.4
0.0	0.0	0.0	0.0	0.0	0.0	47.5°	1568.2	1518.8	1462.0	1434.7	1448.4	1537.2
0.0	0.0	0.0	0.0	0.0	0.0	50°	1815.3	1734.9	1623.4	1544.6	1537.8	1616.1
0.0	0.0	0.0	0.0	0.0	0.0	52.5°	2041.9	1936.8	1796.4	1703.4	1665.5	1763.3
0.0	0.0	0.0	0.0	0.0	0.0	55°	2255.9	2174.9	2016.2	1900.5	1887.4	1958.3
0.0	0.0	0.0	0.0	0.0	0.0	57.5°	2443.6	2373.7	2243.8	2092.9	2098.2	2167.0
0.0	0.0	0.0	0.0	0.0	0.0	59°	2540.8	2482.5	2362.1	2208.6	2220.1	2314.8
0.0	0.0	0.0	0.0	0.0	0.0	60°	2575.5	2526.6	2412.0	2282.7	2297.4	2395.7
0.0	0.0	0.0	0.0	0.0	0.0	62.5°	2572.9	2541.4	2458.3	2397.3	2472.5	2544.5
0.0	0.0	0.0	0.0	0.0	0.0	65°	2327.4	2279.6	2270.1	2376.8	2521.9	2591.3
0.0	0.0	0.0	0.0	0.0	0.0	67.5°	1851.1	1873.7	1963.6	2147.1	2390.5	2491.4
						70°	1374.8	1414.7	1534.6	1764.9	2099.2	2273.8
						72.5°	1011.0	1050.9	1161.3	1413.7	1727.0	1881.6
						75°	793.3	805.4	884.8	1083.0	1361.1	1487.8
						77.5°	732.9	696.6	664.0	770.2	917.9	1026.7
						80°	682.4	613.5	536.8	568.8	604.6	720.2
						82.5°	529.9	484.2	424.3	465.3	482.1	485.8
						85°	310.2	276.0	349.6	495.2	490.0	429.0
						87.5°	109.4	141.9	159.8	274.4	331.7	287.0
						90°	0.0	1.6	4.7	5.3	7.9	2.6
						92.5°	0.0	0.0	0.0	0.0	0.0	0.0
						95°	0.0	0.0	0.0	0.0	0.0	0.0
						97.5°	0.0	0.0	0.0	0.0	0.0	0.0
						100°	0.0	0.0	0.0	0.0	0.0	0.0
						102.5°	0.0	0.0	0.0	0.0	0.0	0.0
						105°	0.0	0.0	0.0	0.0	0.0	0.0
						107.5°	0.0	0.0	0.0	0.0	0.0	0.0



REPORT NUMBER: P227314

CATALOG NUMBER: ISW-AF-600-LED-E1-SLR-7030

**CANDELA DISTRIBUTION (continued):**

355°	359°	360°		325°	330°	335°	340°	345°	350°	355°
1032.0	1032.0	1032.0	110°	0.0	0.0	0.0	0.0	0.0	0.0	0.0
1084.0	1069.3	1068.3	112.5°	0.0	0.0	0.0	0.0	0.0	0.0	0.0
1046.7	1013.6	1003.1	115°	0.0	0.0	0.0	0.0	0.0	0.0	0.0
957.9	919.5	911.6	117.5°	0.0	0.0	0.0	0.0	0.0	0.0	0.0
883.2	840.6	833.3	120°	0.0	0.0	0.0	0.0	0.0	0.0	0.0
844.8	804.4	795.4	122.5°	0.0	0.0	0.0	0.0	0.0	0.0	0.0
859.6	814.9	810.1	125°	0.0	0.0	0.0	0.0	0.0	0.0	0.0
914.8	867.4	869.6	127.5°	0.0	0.0	0.0	0.0	0.0	0.0	0.0
1009.4	978.9	971.5	130°	0.0	0.0	0.0	0.0	0.0	0.0	0.0
1133.5	1100.3	1090.9	132.5°	0.0	0.0	0.0	0.0	0.0	0.0	0.0
1239.1	1222.3	1216.0	135°	0.0	0.0	0.0	0.0	0.0	0.0	0.0
1315.4	1323.3	1316.9	137.5°	0.0	0.0	0.0	0.0	0.0	0.0	0.0
1376.4	1402.6	1399.5	140°	0.0	0.0	0.0	0.0	0.0	0.0	0.0
1438.9	1489.9	1492.0	142.5°	0.0	0.0	0.0	0.0	0.0	0.0	0.0
1485.2	1575.1	1593.5	145°	0.0	0.0	0.0	0.0	0.0	0.0	0.0
1544.6	1665.0	1683.9	147.5°	0.0	0.0	0.0	0.0	0.0	0.0	0.0
1589.8	1731.2	1754.4	150°	0.0	0.0	0.0	0.0	0.0	0.0	0.0
1634.0	1785.9	1811.1	152.5°	0.0	0.0	0.0	0.0	0.0	0.0	0.0
1670.2	1840.0	1865.8	155°	0.0	0.0	0.0	0.0	0.0	0.0	0.0
1711.2	1892.6	1917.9	157.5°	0.0	0.0	0.0	0.0	0.0	0.0	0.0
1784.8	1975.2	2005.1	160°	0.0	0.0	0.0	0.0	0.0	0.0	0.0
1943.1	2128.1	2170.7	162.5°	0.0	0.0	0.0	0.0	0.0	0.0	0.0
2171.8	2339.5	2373.1	165°	0.0	0.0	0.0	0.0	0.0	0.0	0.0
2377.9	2483.0	2491.9	167.5°	0.0	0.0	0.0	0.0	0.0	0.0	0.0
2462.5	2522.4	2519.8	170°	0.0	0.0	0.0	0.0	0.0	0.0	0.0
2524.5	2531.9	2517.2	172.5°	0.0	0.0	0.0	0.0	0.0	0.0	0.0
2558.2	2488.3	2463.0	175°	0.0	0.0	0.0	0.0	0.0	0.0	0.0
2470.4	2373.1	2340.0	177.5°	0.0	0.0	0.0	0.0	0.0	0.0	0.0
2217.0	2165.5	2127.6	180°	0.0	0.0	0.0	0.0	0.0	0.0	0.0
1885.8	1755.4	1730.7								
1429.5	1257.5	1220.7								
998.9	792.8	742.9								
656.6	508.9	490.0								
425.8	338.0	332.3								
297.0	221.9	204.5								
182.4	74.1	71.0								
56.8	34.2	30.5								
1.6	2.1	2.1								
0.0	0.0	0.0								
0.0	0.0	0.0								
0.0	0.0	0.0								
0.0	0.0	0.0								
0.0	0.0	0.0								
0.0	0.0	0.0								
0.0	0.0	0.0								
0.0	0.0	0.0								
0.0	0.0	0.0								

